

# Technical data sheet



## Product features

### Vodní lázeň 1 nádoba suchá

<b>Model</b>	<b>SAP Code</b>	00015056
--------------	-----------------	----------

- Basin volume [l]: 4,5
- Drain: No
- Material: Stainless steel
- Protection of controls: IPX4
- Maximum device temperature [°C]: 90

<b>SAP Code</b>	00015056	<b>Net Weight [kg]</b>	6.80
<b>Net Width [mm]</b>	300	<b>Power electric [kW]</b>	0.200
<b>Net Depth [mm]</b>	300	<b>Loading</b>	230 V / 1N - 50 Hz
<b>Net Height [mm]</b>	350	<b>Basin volume [l]</b>	4,5

# Technical data sheet

Technical drawing

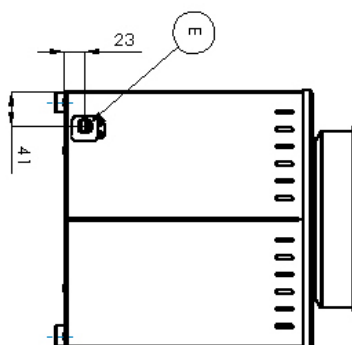
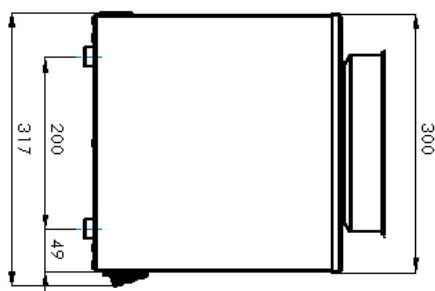
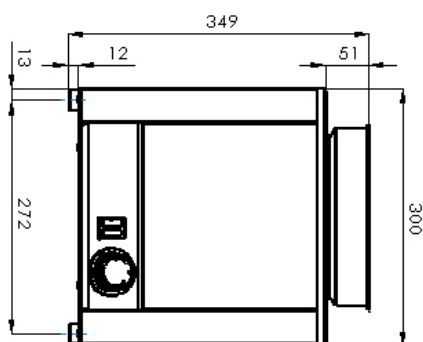


Vodní lázeň 1 nádoba suchá

Model

SAP Code

00015056



# Technical data sheet



## Technical parameters

### Vodní lázeň 1 nádoba suchá

Model

SAP Code

00015056

**1. SAP Code:**

00015056

**2. Net Width [mm]:**

300

**3. Net Depth [mm]:**

300

**4. Net Height [mm]:**

350

**5. Net Weight [kg]:**

6.80

**6. Gross Width [mm]:**

340

**7. Gross depth [mm]:**

340

**8. Gross Height [mm]:**

490

**9. Gross Weight [kg]:**

7.60

**10. Device type:**

Electric unit

**11. Construction type of device:**

Table top

**12. Power electric [kW]:**

0.200

**13. Loading:**

230 V / 1N - 50 Hz

**14. Protection of controls:**

IPX4

**15. Material:**

Stainless steel

**16. Indicators:**

operation and warm-up

**17. Basin volume [l]:**

4,5

**18. Volume capacity of the container [l]:**

4.50

**19. Maximum device temperature [°C]:**

90

**20. Minimum device temperature [°C]:**

30

**21. Number of basins:**

1

**22. Drain:**

No

**23. Heating location:**

Under the bottom of the bathtub